



**Lahav**  
Executive Education  
School of Management

# Tel-Aviv University



# Tel-Aviv University

- Established on 1956
- The leading university in Israel
- Comprehensive university with 9 faculties
- Over 30,000 students
- Over 1,000 faculty members



# Coller School of Management

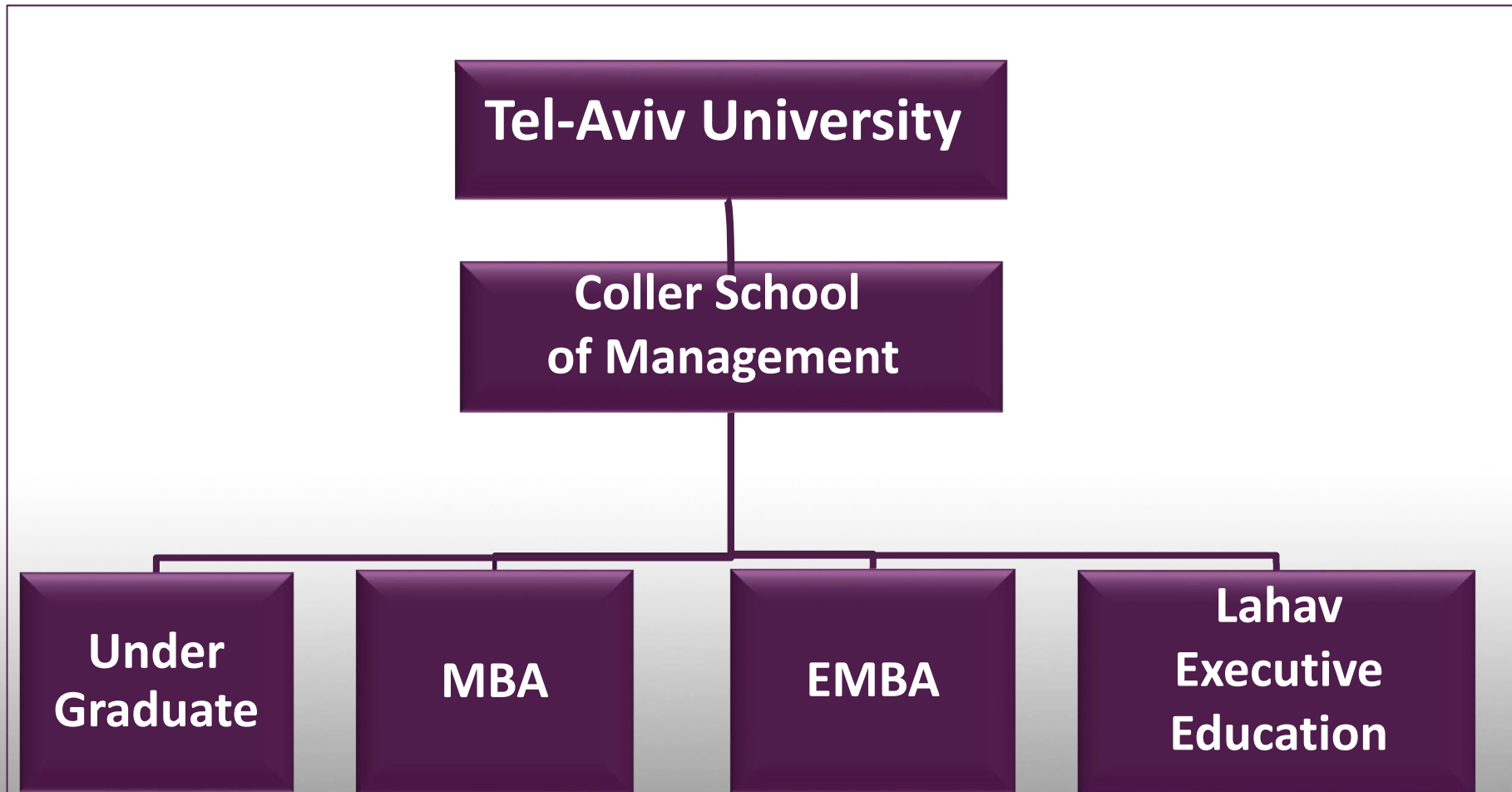
- Established on 1965
- The only school in Israel with  AACSB accreditation
- 3,200 students, mainly in MBA, EMBA programs
- Executive Education programs- Lahav
- 58 tenure faculty members, over 200 adjunct faculty members
- International programs





**TEL AVIV UNIVERSITY**  
Pursuing the Unknown

**Lahav**  
Executive Education  
School of Management





**TAU graduates are  
successful entrepreneurs:**

**TAU has produced a great deal of  
graduates who founded  
successfully-funded start-ups  
(2006-6.2018)**



**TEL AVIV UNIVERSITY**  
Pursuing the Unknown

**Lahav**  
Executive Education  
School of Management

PitchBook

# Undergrad & MBA



Tel Aviv University

640

531


\$7.91

+1

|    |  |   |       |       |         |      |
|----|--|---|-------|-------|---------|------|
| 1  |  | Stanford University                         | 1,137 | 1,012 | \$20.78 | NC   |
| 2  |  | University of California, Berkeley          | 1,137 | 1,012 | \$20.78 | NC   |
| 3  |  | Massachusetts Institute of Technology (MIT) | 941   | 819   | \$21.24 | NC   |
| 4  |  | Harvard University                          | 900   | 799   | \$25.35 | NC   |
| 5  |  | University of Pennsylvania                  | 838   | 757   | \$15.82 | NC   |
| 6  |  | Cornell University                          | 750   | 693   | \$20.10 | NC   |
| 7  |  | University of Michigan                      | 712   | 638   | \$12.07 | NC   |
| 8  |  | Tel Aviv University                         | 640   | 531   | \$7.91  | +1   |
| 9  |  | University of Texas                         | 636   | 582   | \$7.70  | -1 ▲ |
| 10 |  | University of Illinois                      | 526   | 484   | \$9.94  | NC ▼ |



UNDERGRAD & MBA  
Top 25 MBA programs

| Rank | University   | Entrepreneurs | Companies | Capital raised (\$B) | Vs. 2017 rank | Top five companies by VC raised                     |
|------|--|---------------|-----------|----------------------|---------------|---|
| 1    |  Harvard University | 1,310         | 1,186     | \$39.38              | NC            | Grab; GO-JEK; Grail (Biotechnology); Katerra; Zynga |

**13**














**Tel Aviv University**

**233**

**221**

**\$3.78**

|    |  |     |     |        |      |   |
|----|--|-----|-----|--------|------|---|
| 5  |  Northwestern University  | 481 | 449 | \$6.62 | NC   | Lazada Group; Nubank; Fastly; Westwing Home & Living; Kaminario                           |
| 6  |  MIT                     | 478 | 418 | \$8.96 | +1 ▲ | Rocket Internet; Lazada Group; HelloFresh; Foodpanda; Desktop Metal                       |
| 7  |  Columbia University    | 464 | 432 | \$7.54 | -1 ▼ | Compass; Vroom; Betterment; Rubius Therapeutics; Grofers                                  |
| 8  |  University of Chicago  | 439 | 396 | \$7.05 | NC   | Vir Biotechnology; Zalora; Sapphire Energy; Juno Therapeutics; EVA Automation             |
| 9  |  UC Berkeley            | 372 | 339 | \$6.65 | NC   | 51credit; Lime; Netskope; Niantic; RetailNext   |
| 10 |  New York University    | 270 | 263 | \$4.16 | +1 ▲ | Lazada Group; Scopely; Violin Systems; Illumio; Sprinklr                                  |
| 11 |  UCLA                   | 268 | 253 | \$4.79 | -1 ▼ | Radiology Partners; The Honest Company; Future Finance; One Kings Lane; Fulcrum BioEnergy |
| 12 |  London Business School | 233 | 221 | \$3.78 | NC   | Immunocore; LendingClub; INDEXX Markets; Wundermit; Nexxon                                |
| 13 |  Tel Aviv University    | 233 | 221 | \$3.78 | NC   | Houzz; BlueVine; IronSource; Stratoscale; Gigya   |
| 14 |  University of Texas    | 171 | 153 | \$1.69 | NC   | Spredfast; AirStrip; Carrick Therapeutics; Xenex Disinfection Services; Datameer          |
| 15 |  University of Michigan | 157 | 146 | \$1.58 | NC   | Ayla Networks; Autekbio; TLV Partners; Craftsy; Wimdu                                     |

# Exits

## Top undergrad programs

| Rank | University                                   | Entrepreneurs | Companies | Capital raised (\$B) |
|------|--|---------------|-----------|----------------------|
| 1    | Stanford University                          | 276           | 239       | \$37.93              |
| 2    | University of California, Berkeley           | 235           | 203       | \$8.61               |
| 3    | Massachusetts Institute of Technology (MIT)  | 195           | 169       | \$10.87              |
| 4    | Cornell University                           | 149           | 134       | \$6.83               |
| 5    | Harvard University                           | 143           | 129       | \$7.08               |
| 6    | University of Pennsylvania                   | 133           | 118       | \$6.76               |
| 7    | University of Michigan                       | 131           | 116       | \$8.16               |
| 8    | Tel Aviv University                          | 118           | 99        | \$7.28               |
| 9    | Carnegie Mellon University                   | 96            | 80        | \$6.47               |
| 10   | University of Illinois                       | 92            | 83        | \$2.97               |
| 11   | Technion - Israel Institute of Technology    | 91            | 75        | \$5.77               |
| 12   | University of California, Los Angeles (UCLA) | 86            | 79        | \$4.24               |
| 13   | University of Texas                          | 85            | 79        | \$1.45               |
| 14   | Columbia University                          | 80            | 73        | \$2.91               |
| 15   | Princeton University                         | 78            | 76        | \$7.32               |

## Top MBA programs

| Rank | University                                   | Entrepreneurs | Companies | Capital raised (\$B) |
|------|--|---------------|-----------|----------------------|
| 1    | Harvard University                           | 247           | 228       | \$14.62              |
| 2    | Stanford University                          | 179           | 156       | \$8.54               |
| 3    | University of Pennsylvania                   | 133           | 116       | \$16.81              |
| 4    | Massachusetts Institute of Technology (MIT)  | 84            | 73        | \$4.32               |
| 5    | INSEAD                                       | 75            | 67        | \$3.24               |
| 6    | Northwestern University                      | 69            | 67        | \$4.16               |
| 7    | University of California, Berkeley           | 68            | 62        | \$2.34               |
| 8    | University of Chicago                        | 58            | 52        | \$3.37               |
| 9    | Columbia University                          | 55            | 52        | \$1.58               |
| 10   | University of California, Los Angeles (UCLA) | 49            | 44        | \$2.39               |
| 11   | Tel Aviv University                          | 39            | 38        | \$2.88               |
| 12   | New York University                          | 32            | 31        | \$3.30               |
| 13   | London Business School                       | 32            | 28        | \$1.71               |
| 14   | University of Michigan                       | 24            | 20        | \$0.48               |
| 15   | Cornell University                           | 23            | 22        | \$2.00               |





**TEL AVIV UNIVERSITY**  
Pursuing the Unknown

**Lahav**  
Executive Education  
School of Management

Search

**THE BEST BUSINESS SCHOOLS RANKING IN 154 COUNTRIES**  
UNIVERSITY AND BUSINESS SCHOOLS RANKING IN ISRAEL



| 5 PALMES OF EXCELLENCE - UNIVERSAL BUSINESS SCHOOL WITH STRONG GLOBAL INFLUENCE                | RANK BY PALMES LEAGUE | DEAN'S RECOMMENDATION RATE 2016 |
|--|-----------------------|---------------------------------|
|  | 1                     | 362%                            |
| <b>TEL AVIV UNIVERSITY'S COLLER SCHOOL OF MANAGEMENT</b>                                       |                       |                                 |
| 4 PALMES OF EXCELLENCE - TOP BUSINESS SCHOOL WITH SIGNIFICANT INTERNATIONAL INFLUENCE          | RANK BY PALMES LEAGUE | DEAN'S RECOMMENDATION RATE 2016 |
|  | 1                     | 236%                            |
| <b>THE HEBREW UNIVERSITY OF JERUSALEM - THE JERUSALEM SCHOOL OF BUSINESS ADMINISTRATION</b>    |                       |                                 |
| 3 PALMES OF EXCELLENCE - EXCELLENT BUSINESS SCHOOL WITH REINFORCING INTERNATIONAL INFLUENCE    | RANK BY PALMES LEAGUE | DEAN'S RECOMMENDATION RATE 2016 |
|  | 1                     | 114%                            |
| <b>UNIVERSITY OF HAIFA - THE HAIFA GRADUATE SCHOOL OF MANAGEMENT</b>                           |                       |                                 |
| <b>BEN-GURION UNIVERSITY OF THE NEGEV - GUILFORD GLAZER FACULTY OF BUSINESS AND MANAGEMENT</b> | 2                     | 109%                            |
| <b>BAR-ILAN UNIVERSITY THE GRADUATE SCHOOL OF BUSINESS ADMINISTRATION</b>                      | 3                     | 44%                             |

[link](#)

# **Lahav Executive Education**

## **Coller School of Management**

### **Tel Aviv University**

# International Programs

- **Short –Term, tailor made programs based on the notion of “Start-Up Nation” for:**
  - **Executives**
  - **Entrepreneurs- Accelerator**
  - **Officials**





**TEL AVIV UNIVERSITY**  
Pursuing the Unknown

**Lahav**  
Executive Education  
School of Management

# Lahav's Global Presence



## **“Start-Up Nation” Strategic Mindset & Innovation Executive Development Program**

- **Framing the central aspects of entrepreneurship and innovation in Israeli**
- **Advance the relations and networking between participants and Israeli leaders, from government, municipal and business arenas**
- **Developing business relations and collaborations with Israeli companies, Strat-Ups, VCs**
- **Investment opportunities**

# Methodologies and Learning Processes

- **Academic lecturers**
- **Visits to leading companies.**
- **Visit to start-up companies**
- **Start-ups summit**
- **Networking dinners and events**
- **Cultural tours (Optional)**



# Program Framework and Technicalities

- **6 -7 days of activities**
- **Group size – up to 50 participants and staff**
- **The program includes all services from the moment the delegation lands in Ben-Gurion airport till they leave.**
- **Translation- Simultaneous translation during classes, consecutive translation during visits and events.(Optional)**

## **Accelerator based on the Israeli experience**

- **14 days program**
- **Group size- up to 30 participants**
- **Program includes the whole process from idea to full business plan including:**
  - **Academic knowledge and workshops**
  - **Hands on experience**
  - **Personal mentoring**
  - **Meeting with Israeli entrepreneurs**
  - **Demo day**



## Our Advantages

- **Quality**
- **Service**
- **Experience**
- **Agility**
  - **Variety**
  - **Location**

# Certificate



- **Participants taking part in the program will receive an official certificate from Tel Aviv University.**



**TEL AVIV UNIVERSITY**  
Pursuing the Unknown

**Lahav**  
Executive Education  
School of Management



This is  
to Certify

That

**Jane Smith**

Participated in

**SMI**

**Strategic Mindset and Innovation  
The Israeli Model**

June 19<sup>th</sup>-26<sup>th</sup>, 2016

Udi Aharoni  
CEO & Academic Director, Lahav  
School of Management  
Tel-Aviv University

Prof. Moshe Zviran  
Dean  
School of Management  
Tel-Aviv University

## For Further Information Please Contact Us:

- **Udi Aharoni**  
**General & Academic Director**  
**LAHAV**  
**+972-3-6407314, [udia@lahav.ac.il](mailto:udia@lahav.ac.il)**
- **Naomi Shafrir**  
**Global Clients Relations Manager**  
**LAHAV**  
**+972-3-6407160, [naomi@lahav.ac.il](mailto:naomi@lahav.ac.il)**

